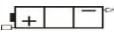
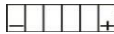
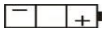
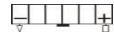







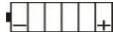














# DRY CHARGE BATTERY

## Series 1: CONVENTIONAL

SR.NO.	Battery model	Voltage(v)	Capacity 10HR (Ah)	Dimensions $\pm 2$ (mm)			Assembly figure	Net weight (kg)	acid weight (kg)
				L	W	H			
1	6N4-2A	6	4	70	70	95		0.56	0.34
2	6N6-3B-1	6	6	99	58	110		0.71	0.4
3	6N11A-3B	6	11	121	58	128		1.25	0.58
4	12N2.5-3C	12	2.5	80	70	104		0.70	0.38
5	12N3-3A	12	3	98	57	109		0.81	0.5
6	12N4-3B	12	4	120	70	93		1.10	0.5
7	12N5-3B	12	5	120	60	130		1.36	0.58
8	12N6.5-3A	12	6	140	69	100		1.56	0.58
9	12N7-3B/4B	12	7	135	75	134		1.77	0.72
10	12N7-3B/4B	12	7	135	75	134		1.83	0.72
11	12N7B-3A	12	6	150	60	130		1.62	0.72

12	12N7B-3A	12	7	150	60	130		1.74	0.72
13	12N7B-3A	12	7	150	60	130		1.80	0.72
14	12N7C-4B	12	7	150	85	95		1.80	0.8
15	12N9-3B/4B	12	9	136	76	139		2.14	0.89
16	12N10-3B	12	10	135	91	145		2.40	1.18
17	12N12A-3A/4A	12	12	134	81	160		2.74	1.18
18	12N14-3A	12	14	133	89	163		3.15	1.18
19	12N16-3B	12	15	175	100	155		3.65	1.2
20	12N18	12	16	185	125	160		3.54	2.3
21	12N18	12	18	185	125	160		4.00	2.3
22	12N28	12	23	185	125	160		4.50	2.3
23	12N28	12	28	185	125	160		5.40	2.3
24	6-QA-32	12	30	195	128	171		6.50	0